





# Sarah Louise's guide to the perfect bow

The length of ribbon on the right should be longer than the one on the left (in this case approx 4cms longer)



**Step One**  
Cross the left length of ribbon over the right - this is the important bit! (most people would automatically do the opposite!)




**Step Four**  
Cross the other length of ribbon up and over the loop you just made




**Step two**  
Slip the left length of ribbon under the right one to form a knot



**Step Five**  
Push the remaining length of ribbon through the central knot to form the other loop



**Step three**  
Form a loop with the ribbon now on the right side (originally the left length)



**Step Six**  
Pull the loop through the knot and even out the loops so they are even in size.



**Finally**  
The finished bow should look like this!